



Empowered by
U-LINK

BOLLARDS

Complete range of
parking bollards



Be ahead



New power in **your** hands.



The innovative technology that gives you more power

An absolute innovation, and Bft exclusive, with surprising new-generation performance: U-Link is a cross-platform that allows the creation of technological ecosystems, offering maximum control.

- **U-Control** facilitates and speeds up the management of products dedicated to the commercial and tertiary sector.
- **U-Base 2** facilitates the management of a system interconnected via U-Link, allowing you to control the automation parameters.
- **U-SDK** the system integrators can make other brands of home automation systems dialogue with Bft products interconnected in a U-link network.



B-eba

A direct line with your operators.

B-eba expansion cards allow the connection of external devices, such as PCs, smartphones and tablets, to a Bft operator or Clonix receiver, or the connection of several Bft products in a U-Link network. These accessories integrate with U-Link technology and Bluetooth, Z-Wave, Tcp/Ip protocols, as well as the RS485 serial connection. A device that fully translates what Bft intends as interconnectivity.



Clonix U-link

Allows the connection of old-generation products or non-Bft products to U-Link systems.

Old-generation Bft operators or a product belonging to other brands: can they be connected to U-link? Yes, thanks to the Clonix receivers. Accessories that know no limits.



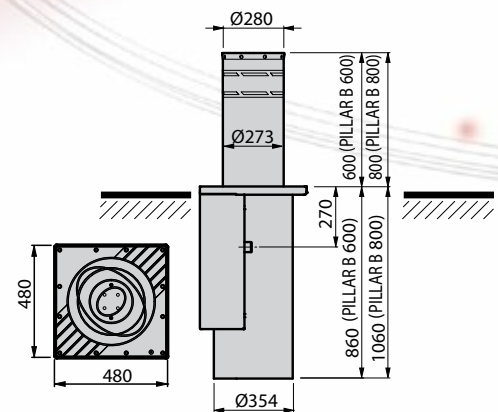
PILLAR B

Hydraulic bollard.

- 230V AC hydraulic bollard for very intensive use. Its size and technical characteristics make it particularly suitable, thanks to the special SD (security device) version that keeps the shaft raised in the event of a power failure, for installations to protect sensitive places (ministries, barracks, airports, access to buildings of particular importance, etc.). The standard version, on the other hand, is suitable for public installations where the shaft must lower spontaneously, freeing the passage in the event of a power failure. Designed and built with the aim of simplifying maintenance thanks to the hydraulic pump located under the flange.



- PERSEO CBD dedicated control panel: manages up to 4 bollards in parallel, programming menu on the display, integrated heating element and incorporated receiver.
- Main accessories: RME 1 BT 24V metal mass detector, one channel / RME 2 230V metal mass detector, two channels/ SPIRA 2x1 magnetic coil 2x1 m



SPECIFICATIONS

	PILLAR B 275/600.6C L	PILLAR B 275/600.6C L SD PILLAR B 275/600.6C LI SD	PILLAR B 275/800.6C L	PILLAR B 275/800.6C L SD PILLAR B 275/800.6C LI SD
Voltage	230 V	230 V	230 V	230 V
Shaft height	600mm	600mm	800mm	800mm
Shaft diameter	275	275	275	275
Raising time	5 sec.	5 sec.	6.5 sec.	6.5 sec.
Operator type	hydraulic bollards	hydraulic bollards	hydraulic bollards	hydraulic bollards
Control unit	PERSEO CBD 230.P SD	PERSEO CBD 230.P SD	PERSEO CBD 230.P SD	PERSEO CBD 230.P SD
Breaking resistance	250000J	250000J	250000J	250000J
Frequency of use	3000 Op/day	3000 Op/day	3000 Op/day	3000 Op/day
Type of limit switch	reed magnetic sensor	reed magnetic sensor	reed magnetic sensor	reed magnetic sensor
Impact resistance	20,000 J	20,000 J	20,000 J	20,000 J
Manual operation	reversible with no power	release key	reversible with no power	release key
Ambient conditions	-40°C +60°C	-40°C +60°C	-40°C +60°C	-40°C +60°C



STOPPY-B

Electromechanical Bollards

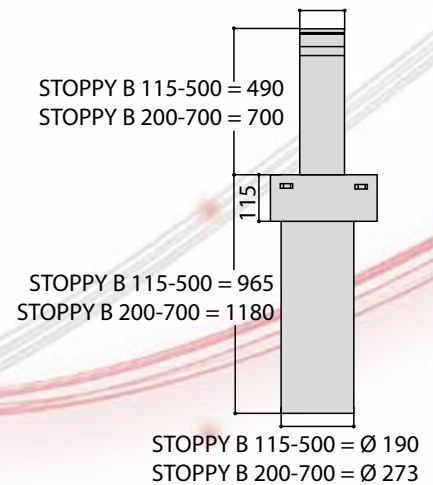
- Value for money and quality. These are the roots of the new STOPPY B bollards. The result of a careful market survey looking into the assembly techniques and design details that led to the production of a simple bollard that responds to customer needs without neglecting the quality requirements that have always marked BFT products. All at a competitive price. STOPPY B comes in two models: the first, STOPPY B Ø115-500, has a Ø115 mm, 500 mm high rod. It has no light crown but is fitted with a rear-reflecting strip. The second, STOPPY B Ø200-700, has a Ø200 mm, 700mm high rod, a light crown and a rear-reflecting strip.



STOPPY B Ø115/500

STOPPY B Ø200/700

- PERSEO CBD dedicated control panel: manages up to 4 bollards in parallel, programming menu on the display, integrated heating element and incorporated receiver.
- Main accessories: RME 1 BT 24V metal mass detector, one channel / RME 2 230V metal mass detector, two channels/ SPIRA 2x1 magnetic coil 2x1 m



SPECIFICATIONS

	STOPPY B 115/500	STOPPY B 200/700
Shaft diameter	115 mm	200 mm
Shaft height	500 mm	700 mm
Raising time	7 sec.	9 sec.
Control unit	PERSEO CBD	PERSEO CBD
Breaking resistance	60000J	60000J
Type of limit switch	reed magnetic sensor	reed magnetic sensor
Slowdown	yes	yes
Breaking resistance	6000J	6000J
Lock	electric brake	electric brake
Manual operation	reversible with no power	reversible with no power
Frequency of use	semi-intensive	semi-intensive
Ambient conditions	-20°C +60°C	-20°C +60°C



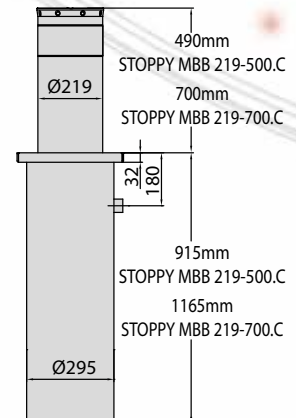
STOPPY-MBB

Electromechanical bollards for intensive use

- 230 Vac electromechanical bollard with internal oil-bath gearmotor.
Stoppy-Mbb is the ideal solution for contexts of particular architectural and urban interest, thanks to specially studied colours and a new design for the floor flange and LED light cap.
- Designed to work in the most extreme conditions, thanks to all metal parts being cathaphoresis treated and the new EPDM seal integrated in the flange and the LED light cap which, with the shaft lowered, fits perfectly into the floor flange, drastically reducing the ingress of debris in casing.
- PERSEO CBD control unit with menu programming on the display, automatic servicing warning, simultaneous management of up to 4 bollards, integrated receiver and integrated heating element.



- PERSEO CBD dedicated control panel: manages up to 4 bollards in parallel, programming menu on the display, integrated heating element and incorporated receiver.
- Main accessories: RME 1 BT 24V metal mass detector, one channel / RME 2 230V metal mass detector, two channels/ SPIRA 2x1 magnetic coil 2x1 m



SPECIFICATIONS

	STOPPY MBB 219/500	STOPPY MBB 219/700
Shaft diameter	219mm	219mm
Shaft height	500 mm	700 mm
Raising time	6 sec.	9 sec.
Control unit	PERSEO CBD	PERSEO CBD
Impact resistance	10,500 JOULE	10,500 JOULE
Breaking resistance	150,000 JOULE	150,000 JOULE
Slowdown	yes	yes
Lock	electric brake	electric brake
Manual operation	reversible with no power	reversible with no power
Frequency of use	intensive 1,500 movements/day	intensive 1,500 movements/day
Ambient conditions	- 20° C + 60° C	- 20° C + 60° C
Movement	With slowdown in opening and closing	With slowdown in opening and closing
Supply voltage	230V \pm 10% 50/60 Hz	230V \pm 10% 50/60 Hz



DAMPY B

Manual Gas Bollards

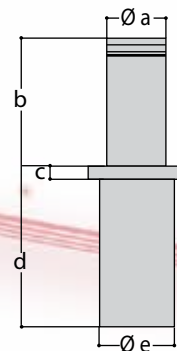
· These gas-spring operated rising bollards were designed to offer road access control at competitive prices and with an extremely simple operation. They are operated using special keys now used throughout Europe in public places. They are lowered at the press of a foot and are automatically locked into place at the bottom. Given their size and similar appearance, they can be used in mixed installations to cover wide passages managed by both electric and gas operated bollards. The models are available with grey painted RAL 7015 rods, lights cap, adhesive strip H:100 mm. 220 mm diameter models are available also with lights and stainless steel stem.



DAMPY B Ø115/500
DAMPY B Ø115/500 S/STEEL



DAMPY B Ø219/500-700
DAMPY B Ø219/500-700 S/STEEL



	a	b	c	d	e
DAMPY B 115-500 / DAMPY B 115-500 INOX	115	500	25	593	168
DAMPY B 210-500 / DAMPY B 219-500 INOX	210	500	45	756	273
DAMPY B 210-700 / DAMPY B 219-700 INOX	210	700	45	1016	273

SPECIFICATIONS

	DAMPY B Ø115-500	DAMPY B Ø219-500	DAMPY B Ø219-700
Shaft size	Ø115 mm H: 500 mm	Ø220 mm H: 500 mm	Ø220 mm H: 700 mm
Shaft thickness	4 mm	6 mm	6 mm
Impact resistance	5,000 JOULE	10,000 JOULE	10,000 JOULE
Breaking resistance	30,000 JOULE	60,000 JOULE	60,000 JOULE
Shaft treatment	cataphoresis	cataphoresis	cataphoresis
Shaft movement	with internal gas spring	with internal gas spring	with internal gas spring
Surface finish	grey paint RAL 7015 + rear-reflecting film	grey paint RAL 7015 + rear-reflecting film	grey paint RAL 7015 + rear-reflecting film
Shaft locking	with triangle key	with triangle key	with triangle key



RANCH B-C-D

Fixed bollard.

- Fixed bollards used for preventing access for long periods. Bolted to the ground, their purpose is to block an access point or a road. They can integrate the use of automatic or semi-automatic bollards.



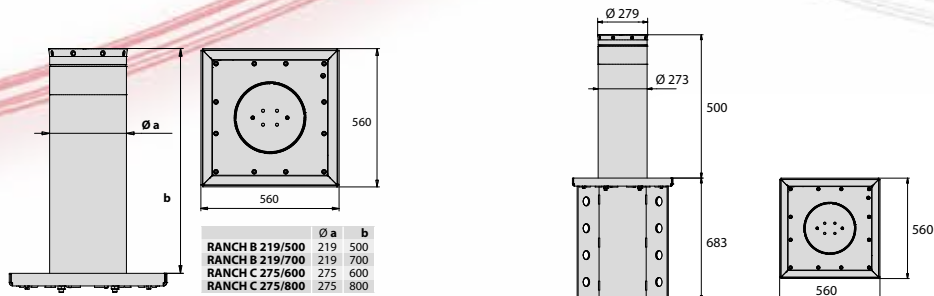
RANCH B



RANCH C



RANCH D



SPECIFICATIONS

	RANCH B 219/500	RANCH B 219/700	RANCH C 275/600	RANCH C 275/800	RANCH D 275/800
Shaft height	500 mm	700 mm	600 mm	800 mm	800 mm
Shaft diameter	220 mm	220 mm	275 mm	275 mm	275 mm
Shaft thickness	3 mm	3 mm	6 mm	6 mm	10 mm
Shaft treatment	cataphoresis	cataphoresis	RAL 7015 painted steel	RAL 7015 painted steel	RAL 7015 painted steel
Breaking resistance	150000 J	150000 J	250000 J	250000 J	730000 J